

# Ecofin Energy Transition UCITS (EETU)

As of 30 April 2022



Represents the aggregate rating of EETU's holdings as of 31/3/2021. Certain information ©2022 MSCI ESG Research LLC. Reproduced by permission; no further distribution permitted. See last page of the factsheet for additional information on the rating.



The fund seeks long-term beneficiaries of the major trends associated with the energy transition. It invests in companies which have secular growth opportunities related to changes in the way energy is produced and consumed. The fund's objective is to maximise risk-adjusted returns by investing in companies focussed on more efficient use of resources and emissions reduction. The portfolio managers have been running this strategy in other formats since 2009.

## Portfolio managers

### Max Slee

Portfolio Manager

17 years investment experience

- Previously a member of the clean energy team of the Clinton Foundation and Lazard Corporate Finance
- Brown University, BA

### Matthew Breidert

Senior Portfolio Manager

28 years investment experience

- Previously with Millennium Partners, SG Barr Devlin and Cornerstone Energy Advisors
- University of Illinois-Urbana Champaign, BS, Ecology; Washington University, MBA

## Fund information

Launch date	1 August 2018
Firm AUM (USD)*	\$9.5B
Strategy AUM (USD)	\$304.7M
Fund AUM (EUR)	€36.5M
Base currency	EUR
Share class currencies	EUR/USD/GBP/SEK/NOK/CHF
Investment management fee <sup>1</sup> Class E (Founder)	0.60%
Investment management fee <sup>1</sup> Class F (Founder)	0.50%
Performance fee <sup>2</sup> Class F (Founder)	10%
Type	Accumulating
Target return	Outperform the MSCI ACWI
Strategy	Long only
Benchmark	MSCI ACWI
ISIN Class E (Founder) EUR	IE00BYVQ9740
Subscriptions/redemptions	Daily
Subscription/redemption notice	3 business days
Legal structure	UCITS
Administrator	Société Générale Securities Services, Sgss (Ireland) Limited

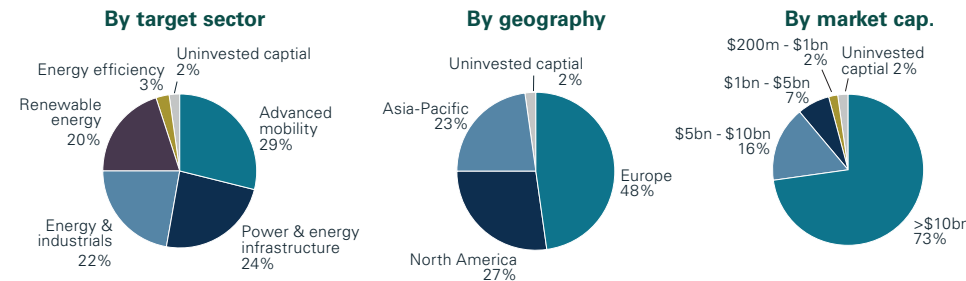
\*As of 3/31/2022

<sup>1</sup>Per annum on the net asset value of the fund. Other classes are available.

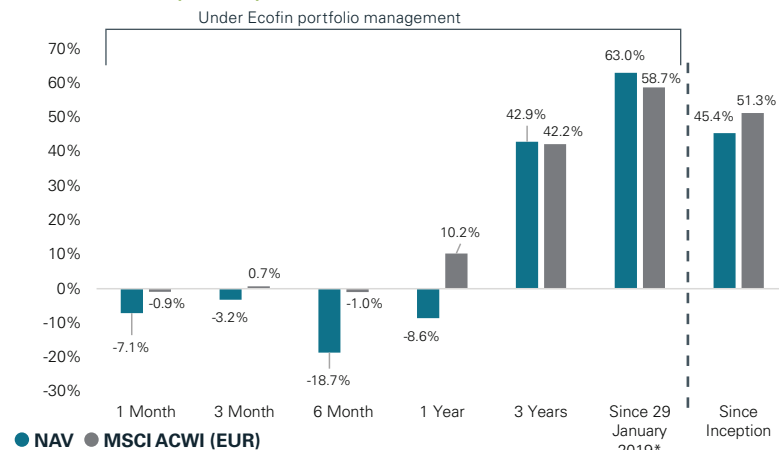
Total expenses for non-Founder share classes excluding performance fee if applicable will not exceed 1.6% per annum of the net asset value of the fund and 1.35% for Founder share classes.

<sup>2</sup>On the outperformance of the MSCI ACWI

## Portfolio exposure (% of NAV)



## Performance (Class E)



## Monthly performance (%) (Class E)

Year	Jan	Feb	Mar	Apr	May	Jun	Jul	Aug	Sep	Oct	Nov	Dec	YTD	MSCI ACWI
2022	-14.8	0.1	4.2	-7.1									-17.5	-4.1
2021	2.4	-0.4	3.2	-2.2	-0.7	5.8	1.0	1.3	-0.8	5.3	-1.9	0.5	14.0	27.5
2020	3.1	-4.2	-19.3	10.0	5.6	3.7	6.8	4.6	3.1	1.3	15.2	8.0	39.3	6.6
2019	12.4	4.3	-0.5	6.7	-3.3	4.1	1.2	1.2	3.3	-0.5	2.4	0.5	35.7	29.9
2018									-1.5	-7.5	4.2	-13.8	-18.3	-10.3

\*Until 5 June 2019, the Ecofin Energy Transition UCITS Fund (the "Fund"), a sub-fund of the Gateway UCITS Fund PLC, was managed by GCA Investment Management LLC, with Ecofin Advisors Limited providing investment advisory services from 29 January 2019. On 6 June 2019, Ecofin Advisors Limited was formally appointed as the investment manager of the Fund.

Source: Bloomberg and Ecofin Advisors Limited. PAST PERFORMANCE IS NOT A RELIABLE INDICATOR OF FUTURE RESULTS. Performance is shown net of fees. Performance is run on the Founder share class (Class E) which has a preferential management fee of 60bps and no performance fee. The Fund was launched in August 2018. Class E (EUR) share class was launched on 14 September 2018. Performance is shown from the date the share class was launched for the period since 14 September 2018. Returns may increase or decrease due to currency fluctuations. Total return includes dividends paid, if any, and reinvested.

## Fund data

NAV	€145.4
Number of holdings	27

## Portfolio statistics

	Since inception	Since 29 January 2019*
Sharpe	0.54	0.77
Volatility	23.0%	23.1%
Beta vs MSCI ACWI	0.96	0.95
Max drawdown	-36.2%	-36.2%

**About Ecofin**

Ecofin is a sustainable investment firm with roots dating to the 1990s and a global footprint with offices in the U.S. and UK. Our core belief is we can deliver strong risk-adjusted returns and create a healthier planet and society. Our strategies offer global solutions in private and public securities that address global challenges in climate action, water and social impact. Through these strategies we seek to achieve positive impacts that align with UN Sustainable Development Goals and are accessible through a variety of vehicles.

This strategy seeks to achieve positive impacts that align with the following UN Sustainable Development Goals to help achieve sustainable energy and water sources.

**Primary:**



**Secondary:**

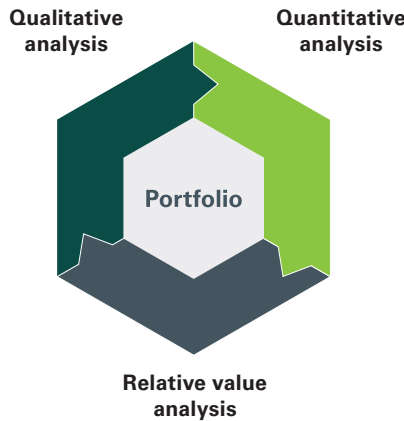


**Ten largest holdings (% of NAV)**

1. TE Connectivity Ltd	6.2%
2. China Longyuan	5.8%
3. Rohm Co Ltd	5.4%
4. Schneider Electric Se	5.1%
5. NextEra Energy	5.0%
6. Constellation Energy	4.8%
7. Infineon Technologies	4.7%
8. Drax Group Plc	4.5%
9. Volkswagen Ag-Pref	4.5%
10. Nidec Corp	3.9%
<b>Ten largest holdings</b>	<b>49.8%</b>

Fund holdings are subject to change and are not recommendations to buy or sell any security.

**Stock selection/investment process**



**Qualitative analysis**

- Company strategy and growth prospects
- Business model and risk assessment
- In-depth regulatory analysis
- Management strength
- ESG factors
- Energy transition thematic

**Quantitative analysis**

- Proprietary modelling of earnings and cash flows
- Balance sheet strength and credit rating
- Sensitivity analysis
- Sustainability and carbon emissions assessment

**Relative value analysis**

- Peer analysis
- DCF, regulated asset base and multiple analysis
- Total return approach: capital appreciation and dividend prospects

**Adviser**

Ecofin Advisors Limited is a leading investment management advisor within the TortoiseEcofin family, specialising in sustainability and impact investing globally across the energy transition value chain.

FCA regulated since 1992 and SEC registered since January 2006. Office: London

**Contact information**



**Jennifer Wu**  
 Director - European Development  
 Phone: +1 913-890-2117  
 Email: jwu@ecofininvest.com



**Michael Hart**  
 Director - UK Development  
 Phone: +44 20 7451 3023  
 Email: mhart@ecofininvest.com

**IMPORTANT NOTICE**

**Investments in the Fund should only be made following receipt of a copy of the full Prospectus, current Fund Supplement and relevant KIID, which may be obtained by contacting the Fund's ManCo, Equity Trustees Fund Services (Ireland) Limited. They are also available on the Ecofin website under UCITS.**

This document is being issued by Ecofin Advisors Limited (**Ecofin UK**) in relation to the Fund which it manages. Ecofin UK is authorised and regulated by the Financial Conduct Authority (**FCA**) and registered with the U.S. Securities and Exchange Commission (**SEC**) as an investment advisor. Ecofin UK is a part of TortoiseEcofin. This document is being issued inside and outside the United Kingdom by Ecofin UK. The Fund has not been and will not be registered under the 1933 Act or the securities laws of any of the states of the U.S. **The Fund may not be offered, sold, or delivered directly or indirectly, to or for the account or benefit of any U.S. persons defined in the Securities Act of 1933 as amended.**

This document does not constitute or form part of any offer to issue or sell, or any solicitation of any offer to subscribe or purchase, any shares in the Fund nor shall it or the fact of its distribution form the basis of, or be relied on in connection with, any contract thereof. Recipients of this document who intend to apply for or purchase shares are reminded that any such application or purchase may be made solely on the basis of the information and opinions contained in the Fund Prospectus, Fund Supplement and KIIDs, which are available on request and on the Ecofin website, which may be different from the information and opinions contained in this document.

The information and opinions contained in this document are for background purposes only and do not purport to be full or complete. No reliance may be placed for any purpose on the information or opinions contained in this document or their accuracy or completeness. No representation, warranty or undertaking, express or implied, is given as to the accuracy or completeness of the information or opinions contained in this document by Ecofin UK, and no liability is accepted by Ecofin UK for the accuracy or completeness of any such information or opinions. Neither Ecofin UK nor any of its affiliates, directors, officers or employees will be liable or have any responsibility of any kind for any loss or damage that any person may incur resulting from the use of this information.

This material is being circulated by Ecofin UK on a confidential basis. The information contained herein is confidential to such person and is not to be disclosed to any other person, nor copied or reproduced, in any form, in whole or in part, without the prior consent of Ecofin UK.

MSCI ESG Research LLC's ("MSCI ESG") Fund Metrics and Ratings (the "Information") provide environmental, social and governance data with respect to underlying securities within more than 31,000 multi-asset class Mutual Funds and ETFs globally. MSCI ESG is a Registered Investment Adviser under the Investment Advisers Act of 1940. MSCI ESG materials have not been submitted to, nor received approval from, the US SEC or any other regulatory body. None of the Information constitutes an offer to buy or sell, or a promotion or recommendation of, any security, financial instrument or product or trading strategy, nor should it be taken as an indication or guarantee of any future performance, analysis, forecast or prediction. None of the Information can be used to determine which securities to buy or sell or when to buy or sell them. The Information is provided "as is" and the user of the Information assumes the entire risk of any use it may make or permit to be made of the Information.

The MSCI ESG Fund Ratings is designed to assess the resilience of a fund's aggregate holdings to long term ESG risks. Highly rated funds consist of issuers with leading or improving management of key ESG risks.

- AAA, AA: Leader- The companies that the fund invests in tend to show strong and/or improving management of financially relevant environmental, social and governance issues. These companies may be more resilient to disruptions arising from ESG events.
- A, BB, BB: Average- The fund invests in companies that tend to show average management of ESG issues, or in a mix of companies with both above-average and below-average ESG risk management.
- B, CCC: Laggard- The fund is exposed to companies that do not demonstrate adequate management of the ESG risks that they face or show worsening management of these issues. These companies may be more vulnerable to disruptions arising from ESG events.

The Fund ESG Rating is calculated as a direct mapping of "Fund ESG Quality Score" to letter rating categories.

- 8.6- 10: AAA
- 7.1- 8.6: AA
- 5.7- 7.1: A
- 4.3- 5.7: BBB
- 2.9- 4.3: BB
- 1.4- 2.9: B
- 0.0- 1.4: CCC

The "Fund ESG Quality Score" assesses the resilience of a fund's aggregate holdings to long term ESG risks. Highly rated funds consist of issuers with leading or improving management of key ESG risks, based on a granular breakdown of each issuer's business: its core product or business segments, the locations of its assets or revenues, and other relevant measures such as outsourced production. The "Fund ESG Quality Score" is provided on a 0-10 score, with 0 and 10 being the respective lowest and highest possible fund scores.

The "Fund ESG Quality Score" is assessed using the underlying holding's "Overall ESG Scores", "Overall ESG Ratings", and "Overall ESG Rating Trends". It is calculated in a series of 3 steps.

Step 1: Calculate the "Fund Weighted Average ESG Score" of the underlying holding's "Overall ESG Scores". The Overall ESG Scores represent either the ESG Ratings Final Industry-Adjusted Score or Government Adjusted ESG Score of the issuer. Methodology for the issuer level scores are available in the MSCI ESG Ratings Methodology document.

Step 2: Calculate adjustment % based on fund exposure to "Fund ESG Laggards (%)", "Fund ESG Trend Negative (%)", and "Fund ESG Trend Positive (%)".

Step 3: Multiply the "Fund Weighted Average ESG Score" by (1 + Adjustment %).

The stated rating only applies to the Institutional share class and other share class ratings may differ.

For more information please visit <https://www.msci.com/esg-fund-ratings>